

Pupil Workbook

Level 5 Week 15

Name: _____

Focus: **au** saying /or/

| | |
|-----------|-----------|
| or | au |
|-----------|-----------|



au



au _____

1. Read the common exception words.

Colour the parts of the words you find tricky.

friend

also

2. Write the common exception words.

Which is the tricky part of the word? Why is it tricky? Colour the tricky part in a different colour. Write the word two more times.

who

why

3. Read and match.


Read these words and draw a line to match them to the correct picture. Add in sound buttons to help you.

astronaut

applaud

author

launch



One of the words does not match a picture. Can you draw a picture to match the word?

How confident do you feel?



Focus: **au** saying /or/

| | |
|-----------|-----------|
| or | au |
|-----------|-----------|

1. Read the sentences.

Tick the sentence that matches the picture.

The crowd applaud at the launch.

The astronaut is sat in a sauna.

The crowd are haunting the launch.



2. Spell the words.

Look at the picture, say the word and write each word down.



Focus: **au** saying /or/

3. Write the focus words.

August

launch

laundry

astronaut

3. Read and match.

Read the clues and draw a line to match the clue to the correct picture.

Clue 1

People see me run and applaud when I cross the finish line.

Who am I?

Clue 2

I am haunting my sister because it is halloween. It is not traumatic for her because she understands I am a fraud and not a real spook.

Who am I?



How confident do you feel?





aw

aw _____

1. Read and match.

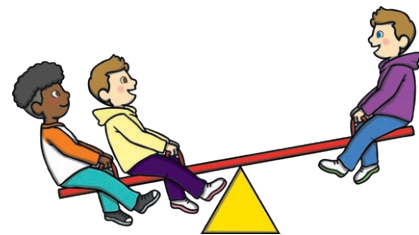

Read these words and draw a line to match them to the correct picture. Add in sound buttons to help you.

see-saw

frog spawn

prawns

draw



2. Read the sentences.

Tick the sentence that matches the picture.

The hawk might claw at the strawberry.

The hawk could claw at the lawn.

The jackdaw might squawk at the hawk.



3. Spell the words.

Look at the picture, say the word and write each word down.



How confident do you feel?



Focus: **aw** saying /or/

or

au

aw

1. Read the story.

Highlight all of the words that contain the /or/ phoneme.

One August morning, Maud was sprawling on a shawl on the lawn with Mum and Dad. They had an organic picnic of prawns, sweetcorn and coleslaw. Maud saw some sort of bird with a short beak sat on the porch. It was squawking.

“Is that a stork?” asked Maud.

“It is a macaw,” replied Dad, “and it is gawping at our organic picnic!”

Maud did not want to taunt the macaw so she launched an acorn for it to eat. The macaw looked at it with scorn. Next, Maud tried to crawl along and pass the macaw some different flora and fauna to grasp in its jaw. As a last resort, she held out some organic sweetcorn on her fork. The macaw took it between its claws and flew north.

“At least we hid the strawberry cake,” laughed Maud.

2. Sort the words.

| or | au | aw |
|----|----|----|
| | | |
| | | |
| | | |
| | | |

How confident do you feel?



1. Write the sentence your teacher says.

Think carefully about which graphemes to use to spell the words.

How confident do you feel?



Focus: **au** and **aw** saying /or/























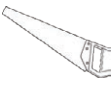















or

au

aw

1. Write your own silly sentence.

Use words containing the **au** and **aw** graphemes.

| | | | | | | | |
|---|---|---|--|---|---|---|---|
| ay  pr <u>ay</u> | oy  bo <u>y</u> | ie  ti <u>e</u> | ea  lea <u>f</u> | a_e  ca <u>ke</u> | i_e  slid <u>e</u> | o_e  bon <u>e</u> | u_e  cu <u>be</u> |
| u_e  fl <u>u</u> te | e_e  trape <u>ze</u> | ou  mou <u>th</u> | a  a <u>co</u> rn | e  equ <u>al</u> | i  li <u>o</u> n | o  hot <u>el</u> | u  uni <u>co</u> rn |
| ch  che <u>f</u> | ch  Christma <u>s</u> | ir  gir <u>l</u> | ue  statu <u>e</u> | ue  glu <u>e</u> | y  sun <u>ny</u> | aw  sa <u>w</u> | au  autu <u>mn</u> |
| ow  windo <u>w</u> | oe  to <u>e</u> | wh  whe <u>l</u> | c  ci <u>ty</u> | g  ge <u>m</u> | ph  dolphi <u>n</u> | ea  brea <u>d</u> | ie  shie <u>ld</u> |
| tch  wit <u>ch</u> | are  ba <u>re</u> | ear  pea <u>r</u> | ore  co <u>re</u> | ew  scre <u>w</u> | ew  ste <u>w</u> | | |

2. Practise spelling the focus words.

| Look and Say | Look, Say and Write | Cover and Write | Check |
|--------------|---------------------|-----------------|-------|
| saw | | | |
| paw | | | |
| draw | | | |
| yawn | | | |
| August | | | |
| launch | | | |
| laundry | | | |
| astronaut | | | |
| who | | | |
| why | | | |